

SAFE | 2019

Mid-year performance
overview April 1, 2019 through
September 30, 2019

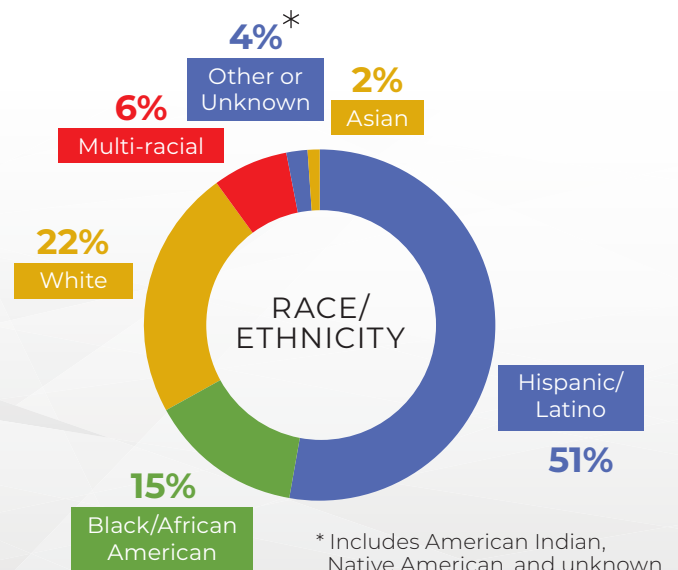
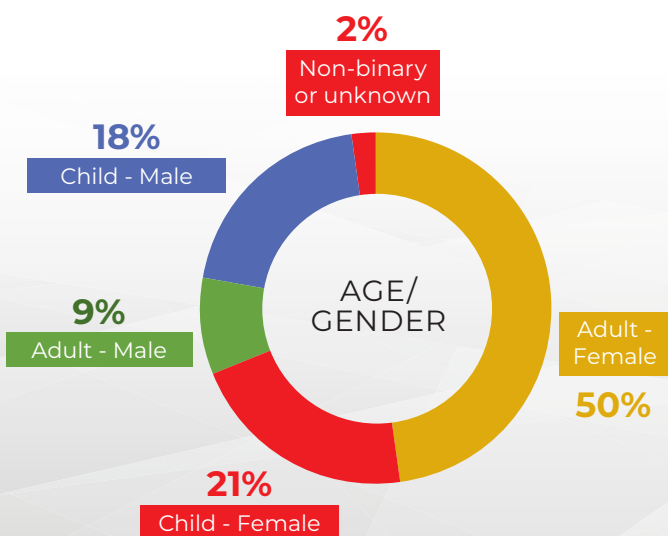


* Includes face-to-face contacts



59% of clients disclosed more than one type of victimization.
75% of clients were served by more than one program

Who we serve



SAFE services

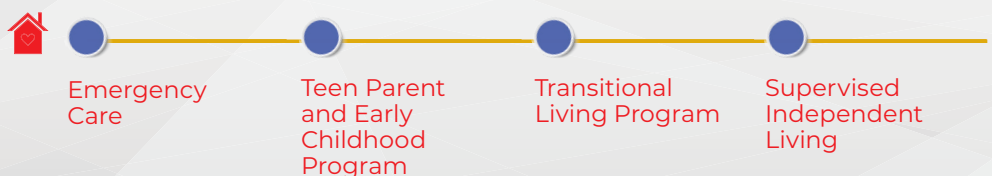
SHELTER/HOUSING	2019 YTD	2019 Projections	2018
Emergency Care Cottage: youth served	42	120	100
Teen Parent & Early Childhood Program: children and youth served	28	44	46
Transitional Living: older teens served	23	30	31
Supervised Independent Living: youth exiting foster care served	9	13	13
Rathgeber Village: total youth served	95	—	181
Rathgeber Village days of care	6,812	—	17,259
Foster and Adopt in Austin: children placed	17	40	27
Foster and Adopt in Austin: days of care	1,902	—	7,720
Family Shelter: adult survivors and their children served	364	600	585
Grove Boulevard: bed nights	48,306	—	83,378
Supportive Housing at Grove: adults and youth served	166	220	233
Youth Rapid Rehousing: total housed	52	—	—

SAFE operates licensed housing services at our Rathgeber Village and housing for individuals and families at our Grove campuses

GROVE CAMPUS HOUSING OPPORTUNITIES



RATHGEBER VILLAGE LICENSED HOUSING OPPORTUNITIES



PREVENTION AND EDUCATION	2019 YTD	2019 Projections	2018
Community Education: people reached	2,285	4,000	2,978
Deaf SHARE: people reached	224	600	743
Disability Services: people reached	1,339	1,600	2,765
Expect Respect: people trained and educated	4,963	13,000	12,358
Expect Respect: individual and group participants	350	750	789
Family Tree: children in child development center	49	70	61
Fatherhood Specialist: people reached	57	100	85
SAFE Futures DV and parenting classes: people reached	504	750	457
SAFE School (k-12): children who attended	71	175	159
Strong Start: at risk children and parents benefiting from parent education	763	1,680	1,400

ADVOCACY AND FACE-TO-FACE SUPPORT	2019 YTD	2019 Projections	2018
Alumni Services: foster care alumni served	28	40	31
Community Resource Advocacy: people impacted	552	700	815
Counseling/Therapeutic Services: people served	930	1,150	1,358
Grove Place Apartments: people who received support	110	225	197
Health Services: appointments coordinated	622	975	1,460
Legal Services: people served	1,182	1,705	2,276
Peer Support: survivors supported by survivors	145	315	235
Planet SAFE: child exchanges or supervised visitation	568	815	959
SAFE CARES: victims of sex trafficking served	153	200	247
Sexual assault forensic exams	365	700	661
Sexual assault medical accompaniments/advocacy	324	700	677



Outcomes

SAFE outcomes

98% of youth in emergency and teen parent programs could identify at least one positive relationship with a trusting adult.

Why this matters

"For a kid to connect with even one staff is crucial for them to gain a sense of trust and safety."

– Shira Agmon, Youth Care Worker

93% of Supportive Housing residents exited to permanent housing.

"A lot of survivors have high barriers to housing. Supportive Housing is an opportunity for people to get back on their feet, with support so they can eventually move to safe permanent housing."

- Supportive Housing Program Staff

80% of Strong Start parents showed an increase in protective parenting factors

"Families feel supported and powerful – they are empowered by participating in the program. They are showing us they want to break the cycle of abuse."

- Chella Moller-Xavier, Parent Educator, Strong Start

87% of Peer Support participants report that they are more confident because of Peer Support.

"Confidence and community are the cornerstone of all healing, and are important for growth as survivors."

- Lisa Pous, Director of Peer Support Services

SAFE

Contact us



Confidential, 24-hour

SAFEline

Call: **512.267.SAFE (7233)** Text: **737.888.7233**

Chat: safeaustin.org/chat

For Deaf, DeafBlind, DeafDisabled, and Hard of Hearing people, please use relay/VRS

