

SAFE | 2020

Mid-year performance
overview April 1, 2020 through
September 30, 2020



11,962 * +

SAFEline Contacts
• 9,753 Calls
• 1,709 Chats/texts
• 363 Walk-ins

* does not include face-to-face contacts

* 20% increase from FY 2019



4,173

youth and adults served



48,769

bed nights/days of care



36,382 *

service units

* 24% increase from FY 2019



12,260

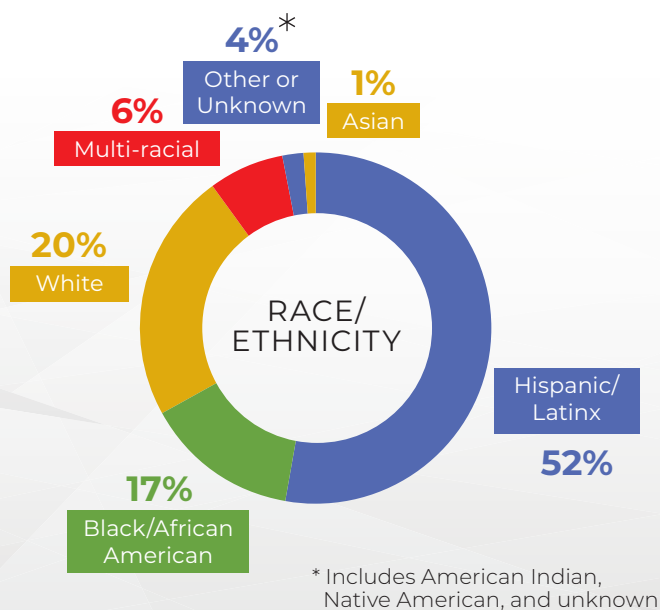
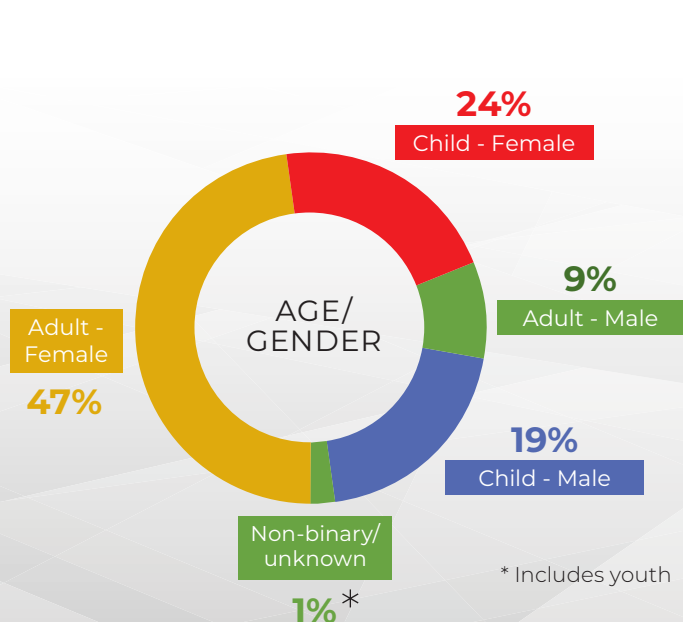
Community members/
professionals in

432

trainings/presentations

53% of clients disclosed more than one type of victimization.
30% of clients received services from more than one SAFE program in FY20.

Who we serve





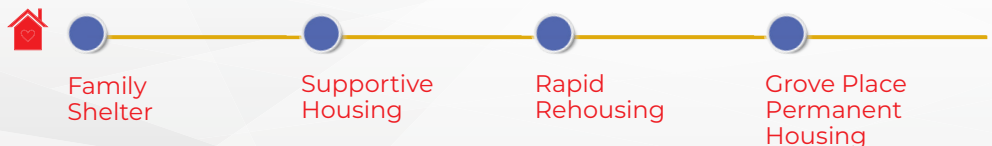
SAFE services

* indicates a projection was changed due to COVID.

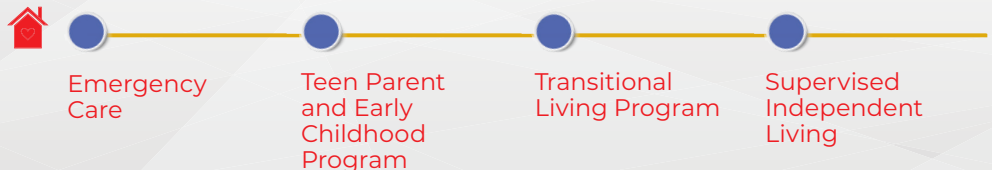
SHELTER/HOUSING	2020 YTD	2020 Projection	2019
Emergency Care Cottage: youth served	49	80	77
Teen Parent & Early Childhood Program: children and youth served	30	38*	34
Transitional Living: older teens served	22	30	31
Supervised Independent Living: youth exiting foster care served	8	11*	15
Rathgeber Village: total youth served	103	—	141
Rathgeber Village days of care	6,895	—	14,710
Foster and Adopt in Austin: children placed	32	40	46
Foster and Adopt in Austin: days of care	3,910	—	5,324
Family Shelter: adult survivors and their children served	369	600	637
Grove Boulevard: bed nights	38,508	—	81,905
Supportive Housing at Grove: adults and youth served	162	220	202
Youth Rapid Rehousing: total housed	70	60	38

SAFE operates licensed housing services at our Rathgeber Village and housing for individuals and families at our Grove campuses

GROVE CAMPUS HOUSING OPPORTUNITIES



RATHGEBER VILLAGE LICENSED HOUSING OPPORTUNITIES



PREVENTION AND EDUCATION	2020 YTD	2020 Projection	2019
Community Education: people reached	604	1,200*	3,563
Deaf SHARE: people reached	138	400*	577
Disability Services: people reached	903	2,000*	6,444
Expect Respect: people trained and educated	9,503	12,000*	11,970
Expect Respect: individual and group participants	250	450*	789
Fatherhood Services: people reached	54	100	68
SAFE Futures DV and parenting classes: people reached	431	750*	889
SAFE School (K-12) : children who attended	60	115*	159
Strong Start: at risk children and parents benefiting from parent education	1,038	1,704	1,285
SAFE Institute: people reached	313	800*	1,342

ADVOCACY AND FACE-TO-FACE SUPPORT	2020 YTD	2020 Projection	2019
Community Resource Advocacy: adults and children impacted	191	600*	826
Counseling/Therapeutic Services: adults and children impacted	682	1,000*	1,427
Grove Place Apartments: people who received support	143	225	150
Health Services: people served	193	325	359
Legal Services: people served	1,640	1,470	2,161
Peer Support: youth and adult survivors supported by survivors	289	200	301
Planet SAFE: child exchanges or supervised visitation	235	495*	1,058
SAFE CARES: victims of sex trafficking served	87	200	192
Sexual Assault Forensic Nursing Responses	310	332*	612
Sexual Assault Medical Accompaniments/Advocacy	303	500*	615
Volunteer Services: Number of volunteers	82	190*	1,322



Outcomes

Transformative Relationships

SAFE outcomes

99% of adult counseling clients report an increased ability to manage the effects of trauma.

Why this matters

"By managing the effects of trauma, adults are more likely to have a reduced sense of shame and guilt, to be more productive in their everyday life, and can have healthier relationships." Ashleigh Gore, VP Therapeutic and Peer Support Services

92% of youth in residential programs identified one positive relationship with a trusting adult.

"Children who come into our care have not had the experience of a trusting adult. Having a caregiver whom they can rely on for stability allows for genuine connection and an opportunity for them to heal and grow in new ways." Allison Mehta, Youth Care Worker

100% of sexual assault survivors report a sense of regained control.

"Following a sexual assault, survivors face complex decisions that affect multiple domains of their lives for years. Supporting survivors to understand their options and make their own decisions can be the first steps in their healing journey." Andrea Perry, Sexual Assault Advocacy Manager

Prevention

SAFE outcomes

91% of Deaf community members report that they have increased confidence to respond to harmful behaviors in a survivor-centric way.

Why this matters

"In order to have a thriving and healthy Deaf community, survivors need to feel supported and for community members to have tools to prevent, reduce, and eliminate violence." Mallory Malzkahn, Deaf SHARE Outreach Education Manager

100% of SAFE Futures clients report that they feel more confident in creating a safe and nurturing environment for themselves and their children.

"Providing support and parenting skills for survivors reduces recidivism with the foster care system and make it more likely they will retain custody of their children." Amanda Brundidge, Family Court Legal Advocate

Safety

SAFE outcomes

87% of clients report that through Community Resource Advocacy assistance, they obtained or maintained stable housing.

Why this matters

"Leaving a violent partner is a very difficult decision. Our resources support survivors during this arduous transition to independence from an abusive partner." Claudia Thompson, Community Resource Advocacy Director

100% of youth who feel safe in their foster or adoptive placement.

"The children placed through Foster and Adopt in Austin often have experienced a lifetime of uncertainty and trauma. It is imperative that children experience felt safety and stability so that they may grow and develop safe healthy relationships." Melinda Cantu, VP of Child Abuse Prevention and Intervention Services